








Article / picture	Description	Article number	Enduser price (Lt)
	IW 125i 5,25" (13 cm) , Impedance 4 ohm Using DLS EFR-technology Outer diameter 204 mm / 8,03" Cutout diameter 166 mm / 6,53" 50 W RMS, 100 W max Inst. depth 2,36" (60 mm), Incl. white grilles	10-10125i	460
	IW 126i 6,5" (16 cm) , Impedance 4 ohm Using DLS EFR-technology Outer diameter 228 mm / 8,98" Cutout diameter 200 mm / 7,87" 60 W RMS, 120 W max Inst. depth 2,56" (65 mm), Incl. white grilles	10-10126i	480
	IW 426 6,5" (16 cm) coaxial speaker, Impedance 4 ohm Outer diameter 228 mm / 8,98" Cutout diameter 200 mm / 7,87" 60 W RMS, 90 W max Inst. depth 2,75" (70 mm), Incl. white grilles Crossover on back side	10-10426	540
	IW 428 8" (20 cm) coaxial speaker, Impedance 4 ohm Outer diameter 270 mm / 10,6" Cutout diameter 240 mm / 9,45" 80 W RMS, 120 W max Inst. depth 3,54" (90 mm), Incl. white grilles Crossover on back side	10-10428	690
	IW 6.2, In-wall 2-way system 6,5" (16 cm) 2-way speaker, Impedance 4 ohm Outer diameter 220x305 mm / 8,66"x12" Cutout diameter 183x271 mm / 7,2"x10,66" 60 W RMS, 90 W max Inst. depth 3,26" (80 mm), Incl. white grilles Crossover on back side	10-10462	790
	IWU 6.2, 2-way speaker 6,5" (16 cm) 2-way speaker neodymium magnets Impedance 4 ohm, 25 mm soft dome tweeter Tweeter level in two steps with outside switch Outer size 220x305 mm / 8,66"x12", Cutout diameter 183x271 mm / 7,2"x10,66" 100 W RMS, 150 W max, Packed in pairs Inst. depth 2,76" (70 mm), Incl. white grilles	10-10562	1680
	IW 8.2, In-wall 2-way system 8" (20 cm) coaxial speaker, Impedance 4 ohm Outer diameter 256x358 mm / 10,01"x14,1" Cutout diameter 220x323 mm / 8,66"x12,71" 60 W RMS, 90 W max Inst. depth 3,7" (94 mm), Incl. white grilles Crossover on back side	10-10482	950
	IWX26 6,5" (16 cm) coaxial speaker, Impedance 4 ohm Neodymium magnets. HQ crossover with ribbon coil Impedance 4 ohm, 28 mm nanoplate tweeter Outer size 315x260 mm / 12,4"x10,23", Cutout diameter 260x206 mm / 10,23"x8,11" 120 W RMS, 200 W max Inst. Depth 4,92" (125 mm), Incl. white grilles	10-10526	1855
	IWX6.2 6,5" (16 cm) coaxial speaker with wooden baffle Neodymium magnets. HQ crossover with ribbon coil Impedance 4 ohm, 28 mm soft dome tweeter Outer size 335x255 mm / 13,2"x10", Cutout diameter 284x204 mm / 11,2"x8" 120 W RMS, 200 W max Inst. Depth 2,76" (70 mm), Incl. white grilles	10-10662	1990

Article / picture	Description	Article number	Enduser price (Lt)
R-series			
	DLS R66MF, maple PVC foil	10-10066MF	2930
	DLS R66BMF, black maple foil	10-10066BMF	2930
	DLS R66CF, cherryPVC foil	10-10066CF	2930
	DLS R66C, cherry veneer	10-10060C	3400
	2.5-way bass reflex, Impedance 4 ohms Sensitivity 89 dB/1m, 1W, Recommended amplifier 30 - 200 Watts Low frequency response -3 dB 40 Hz-25 KhZ 28 mm soft dome tweeter med kammare, Weight 25 kg per speaker Dimensions (WxDxH):200x350x1080mm		
	DLS R60CF, cherry foil	10-10060CF	1680
	DLS R60MF, maple foil	10-10060MF	1680
	DLS R60BMF, black maple foil	10-10060BMF	1680
	DLS R60C, cherry veneer	10-10060C	1950
	2-way bass reflex, Impedance 4 ohms Sensitivity 88 dB/1m, 1W, Recommended amplifier 20 - 150 Watts Low frequency response -3 dB 50 Hz Weight 10 kg per speaker Dimensions (WxDxH):200x320x390mm		
	DLS R55C, cherry veneer	10-10005C	2930
	DLS R55S, silver	10-10005S	2930
	DLS R55MF, maple foil	10-10005MF	2640
	DLS R55 BMF, black maple foil	10-10005BMF	2640
	DLS R55CF, cherry foil	10-10005CF	2640
	2.5-way bass reflex, Impedance 4 ohms Sensitivity 88 dB/1m, 1W Recommended amplifier 30 - 200 Watts Low frequency response -3 dB 42 Hz Dimensions (WxDxH):170x295x1034mm Weight 20,5 kg per speaker		
	DLS RC55, cherry, center	10-10055C	940
	DLS RC55S, silver, center	10-10055S	940
	DLS RC55MF, maple foil	10-10055MF	860
	DLS RC55CF, cherry foil	10-10055CF	860
	DLS RC55BMF, black maple foil	10-10055BMF	860
	2.5-way bass reflex, Impedance 4 ohms Sensitivity 88 dB/1m, 1W Recommended amplifier 30 - 200 Watts Low frequency response -3 dB 60 Hz 28 mm soft dome. Shielded with rear chamber Dimensions (WxDxH):520x295x170mm Weight 13,8 kg		

Article / picture	Description	Article number	Enduser price (Lt)
R-series			
	DLS R50, front/rear , cherry	10-10050C	1400
	DLS R50, maple	10-10050M	1400
	DLS R50, cherry foil	10-10050CF	1300
	DLS R50S, silver	10-10050S	1400
	DLS R50MF, maple foil	10-10050MF	1300
	DLS R50BMF, black maple foil	10-10050BMF	1300
	2-way bass reflex, Impedance 8 ohms Sensitivity 87 dB/1m, 1W Recommended amplifier 20 - 150 Watts Low frequency response -3 dB 63 Hz 28 mm soft dome. Shielded with rear chamber Weight 6 kg per speaker Dimensions (WxDxH): 170x252x285mm		
	Sub 3.10, active sub, cherry	10-10010C	1950
	Sub 3.10, silver	10-10010S	1950
	Sub 3.10, black	10-10010B	1950
	Active 10" subwoofer:		
	10" subwoofer in 31 liter vented box Amplifier output 160 Watts, LP-filter variable 30-150 Hz HP-filter variable 25 Hz, Phase control 0-180 degrees Low frequency response -3 dB 32 Hz Size: (HxWxD) 440x334x350 mm		
D - series design speakers			
	D3, speaker pair, w/o side panels	10-13001	2650
	DCS3 - design wall speaker	10-13003	1980
	DCS3 - single unit	9-13003	990
	The price is without side panels, they must be bought seperately. Speaker characteristics: 2-way transmission line Impedance 4 ohms, Sensitivity 88 dB/1m, 1W Recommended amplifier 20 - 150 Watts Low frequency response -3 dB 48 Hz Weight 8,9 kg per speaker Size: (HxDxW) 1230x230x123) mm		
	D-series, complete side set (4pcs in one package):		
	Black	9-113001B	930
	Red	9-113001R	930
	Cherry	9-113001C	930
	Maple	9-113001M	930
	Silver	9-113001S	930
	Black piano	9-113001PB	1200
M - series			
	M66 R, rosewood piano	10-14066RP	7000
	M66B, black piano	10-14066BP	7000
2-way bass reflex black piano or Rosewood piano, Impedance 4 ohms Sensitivity 89 dB/1m, 1W Recommended amplifier 50 – 250 Watts Low frequency response -3 dB 40 Hz Weight 28,4 kg 28 mm soft dome tweeter Size: (HxWxD) 200x360x1080 mm			
	M60R, rosewood piano	10-14060RP	4290
	M60P, black piano	10-14060BP	3900
2-way bass reflex black piano or Rosewood piano venner, Impedance 4 ohms Sensitivity 88 dB/1m, 1W Recommended amplifier 50 – 150 Watts Low frequency response(-3 dB) 48 Hz – 30 kHz Weight 12,2 kg Size: (HxWxD) 200x360x410 mm			

Article / picture	Description	Article number	Enduser price (Lt)
T-series			
	T3 in silver 2-way transmission line Impedance 4 ohms, Sensitivity 88 dB/1m, 1W Recommended amplifier 50 – 120 Watts Low frequency response -3 dB 48 Hz 28 mm soft dome tweeter with chamber Weight 9,9 kg per speaker Size: (WxDxH)115x150x1130 mm	10-11001	2890
	T3 in black	10-11001B	2890
	TC3 in silver 2-way bass reflex Impedance 4 ohms, Sensitivity 88 dB/1m, 1W Recommended amplifier 20 - 150 Watts Low frequency response -3 dB 72 Hz 28 mm soft dome tweeter med kammare Weight 4,3 kg per speaker Size:(WxDxH) 520x150x115 mm	10-11003	980
	TC3 in black	10-11003B	980
	TS3 in silver 2-way bass reflex Impedance 8 ohms, Sensitivity 87 dB/1m, 1W Recommended amplifier 20 - 150 Watts Low frequency response -3 dB 68 Hz 28 mm soft dome tweeter with chamber Weight 2,6 kg per speaker Size: (WxDxH) 115x150x310 mm	10-11005	1290
	TS3 in black	10-11005B	1290
	TM3EFR in silver 2-way closed box Impedance 8 ohms, Sensitivity 87 dB/1m, 1W Recommended amplifier 20 - 150 Watts Low frequency response -3 dB 90 Hz Weight 1,85 kg per speaker Size: (HxWxD) 184x115x150 mm	10-11008SE	1000
	TM3EFR in black	10-11006BE	1000
	T-sub8 in silver 8" subwoofer in 20 liter vented box Amplifier output 250 Watts LP-filter variable 30-100 Hz HP-filter variable 25 Hz Phase control 0-180 degrees Low frequency response -3 dB 32 Hz Weight 14,9 kg per speaker Size: (HxDxW) 546x253x378 mm	10-11008	1560
	T-sub8 in black	10-11008B	1560
	T5 in silver	10-12005S	8130
	T5 in black 2,5-way bass reflex with four 5" passive radiators Impedance 4 ohms, Sensitivity 88 dB/1m, 1W 28 mm nano plate soft dome tweeter with chamber Low frequency response -3 dB 43 Hz Weight 24 kg Size: (WxDxH) 155x190x1630 mm	10-12005B	8130

Article / picture	Description	Article number	Enduser price (Lt)
T3-LCR			
	T3-LCR, silver	10-11110S	2550
	T3-LCR, black	10-11110B	2550
<p>T3-LCR is a unique speaker designed for use in combination with a flat wall-TV. There are both left and right front channels plus center channel in a single unit.</p>			
<p>Speaker characteristics:</p>			
<p>3 x 2-way bass reflex</p>			
<p>Left + right channels: 3' for mid and 28 mm tweeter</p>			
<p>Center: 2 x 3' for mid and 28 mm tweeter</p>			
<p>Impedance: 3 x 4 ohms, Sensitivity: 3 x 88 dB/1m, 1W</p>			
<p>Recommended amplifier: 3 x 50 – 120 Watts</p>			
<p>Low frequency response: 72 Hz - 25 kHz (-3dB)</p>			
<p>HxWxD: 150x1010x115 mm, Weight: 8,1 kg. / 17,9 lbs</p>			
T3-LCR-wide			
	T3-LCR-wide, silver	10-11120S	2860
	T3-LCR-wide, black	10-11120B	2860
<p>T3-LCR-wide is a unique speaker designed for use in combination with a flat wall-TV. There are both left and right front channels plus center channel in a single unit. The difference from T3-LCR is that this model has two additional speakers on each end for improved wideness in sound. These "wide" speakers use DLS EFR*-technology.</p>			
<p><i>*Extended Frequency Response</i></p>			
<p>Speaker characteristics:</p>			
<p>3 x 2-way bass reflex, Wide speakers: 2x3' extended dual cone system</p>			
<p>Left + right channels: 3' for mid and 28 mm tweeter</p>			
<p>Center: 2 x 3' for mid and 28 mm tweeter</p>			
<p>Impedance: 3 x 4 ohms, Sensitivity: 3 x 88 dB/1m, 1W</p>			
<p>Recommended amplifier: 3 x 50 – 120 Watts</p>			
<p>Low frequency response: 72 Hz - 25 kHz (-3dB)</p>			
<p>HxWxD: 150x1210x115 mm, Weight: 9,2 kg. / 20,3 lbs</p>			
T3-LR			
	T3-LR, silver	10-11150S	980
	T3-LR, black	10-11150B	980
<p>T3-LR is a unique speaker designed for use as rear speaker in a around system. There are both left and right rear channels channels in a single unit.</p>			
<p>Speaker characteristics:</p>			
<p>2 x 2-way bass reflex</p>			
<p>Left + right channels: 2 x 3' fullrange with EFR*-technology</p>			
<p>Impedance: 2 x 8 ohms, Sensitivity: 2 x 88 dB/1m, 1W</p>			
<p>Recommended amplifier: 2 x 30 – 120 Watts</p>			
<p>Low frequency response: 72 Hz - 25 kHz (-3dB)</p>			
<p>HxWxD: 150x520x115 mm, Weight: 4 kg. / 8,8 lbs</p>			
<p><i>*Extended Frequency Response</i></p>			

Article / picture	Description	Article number	Enduser price (Lt)
D-series design speakers			
	D3, speaker pair, w/o side panels 2-way transmission line Impedance 4 ohms, Sensitivity 88 dB/1m, 1W Recommended amplifier 50 – 120 Watts Low frequency response -3 dB 48 Hz Center: 2 x 3' for mid and 28 mm tweeter Weight 8,5 kg per speaker Size: (WxDxH)123x230x1230 mm	10-13001	2660
	DCS3, design wall speaker DCS3 is a design speaker that matches the D3 floor standing speaker. Impedance 4 ohms, Sensitivity 88 dB/1m, 1W Recommended amplifier 30 – 120 Watts Woofer size 2x3" 28 mm soft dome tweeter Weight 3,5 kg Size: (WxDxH)581x150x108 mm	10-13003	1980
	DCS3, single unit	9-13003	990
Grilles in various colours for T-series			
	<u>T-series, complete grille set no. 1. (for T3, TS3, TC3)</u>		
	Black	9-110011BLK	230
	Red	9-110011RED	230
	Blue	9-110011BLU	230
	Grey	9-110011GRE	230
	Yellow	9-110011YEL	230
	<u>T-series, complete grille set no. 2. (for T3, TS3, TC3 & TM3)</u>		
	Black	9-110012BLK	290
	Red	9-110012RED	290
	Blue	9-110012BLU	290
	Grey	9-110012GRE	290
	Yellow	9-110012YEL	290
	<u>T-series, separate grilles for T3, TS3, TC3 & TM3 in five colours (black, red, grey or yellow)</u>		
	T3GR-(colour)	9-11001+col.	120
	TS3GR-(colour)	9-11005+col.	60
	TC3GR-(colour)	9-11003+col.	40
	TM3GR-(colour)	9-11006+col.	55
Floor stand for T-series			
	<u>T-series floor stand</u>		
	T3FS-25S, T3 stand, 25 om, silver	10-17010	560
	T3FS-89S, TS3/TM3, 89 om, silver	10-17030	630
	T3FS-109S, TS3/TM3, 109 om, silver	10-17050	630
	T3 bottom panel for stand, silver	10-17110	70
	T3 bottom panel for stand, black	10-17120	70
	TS3 bottom panel for stand, silver	10-17130	60
	TS3 bottom panel for stand, black	10-17150	60